



Boundary Review (Catchment Change)

March 5, 2024



Land Acknowledgement

Éy swáyel.

We acknowledge that the Abbotsford School District is located on the traditional and unceded territory of the Semá:th First Nation and Mathxwí First Nation. With this, we respect the longstanding relationships that Indigenous Nations have to this land, as they are the original caretakers.





Catchment Change

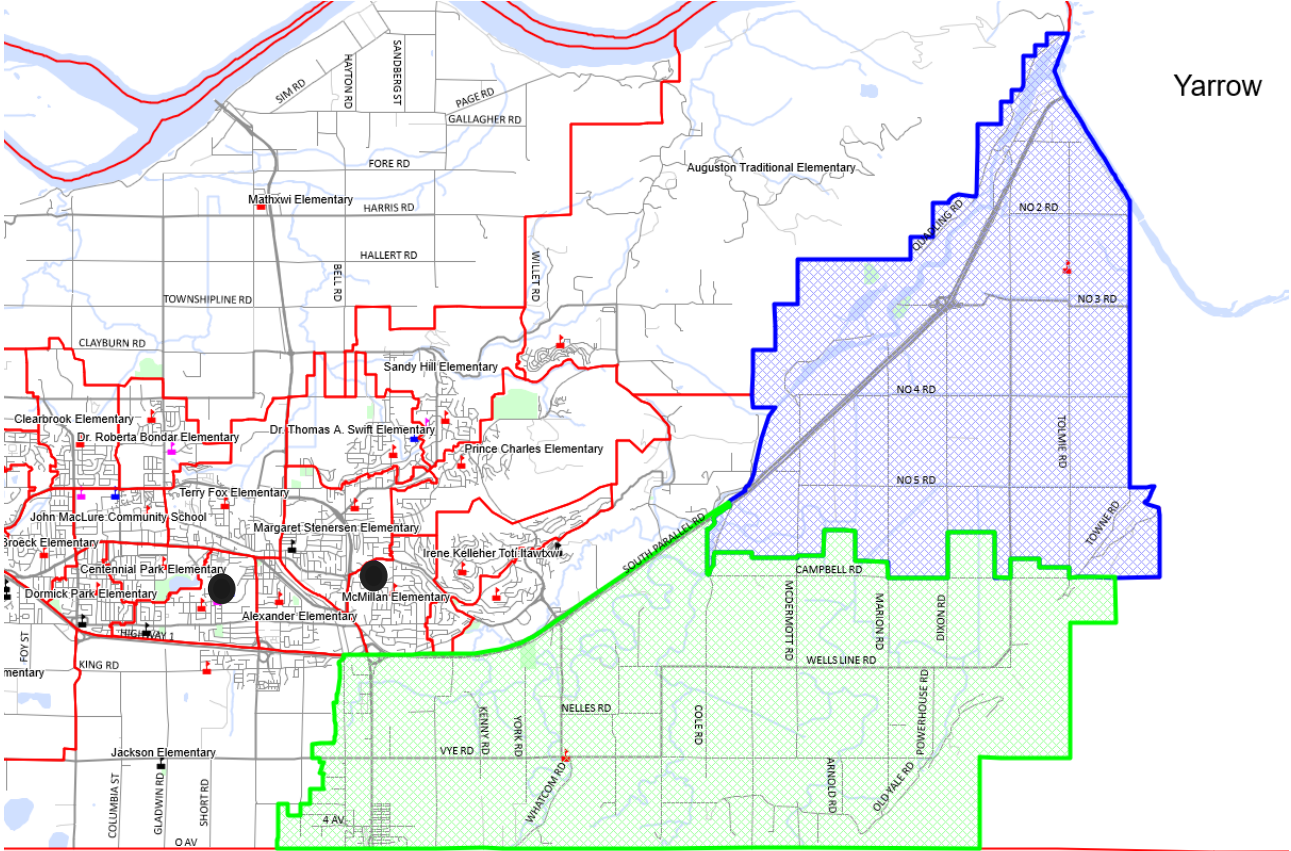
**Middle/Secondary
Catchment Change
Consideration**

Barrowtown Elementary
Semath Elementary

Policy 18 – School Catchment Areas

- The Board establishes/changes school catchment areas:
 - Considerations
 - Long term planning
 - Minimize future boundary adjustments
 - Minimizing walking distances and safety hazards
 - Balance of school enrolment/capacity

BARROWTOWN/SEMATH CATCHMENTS

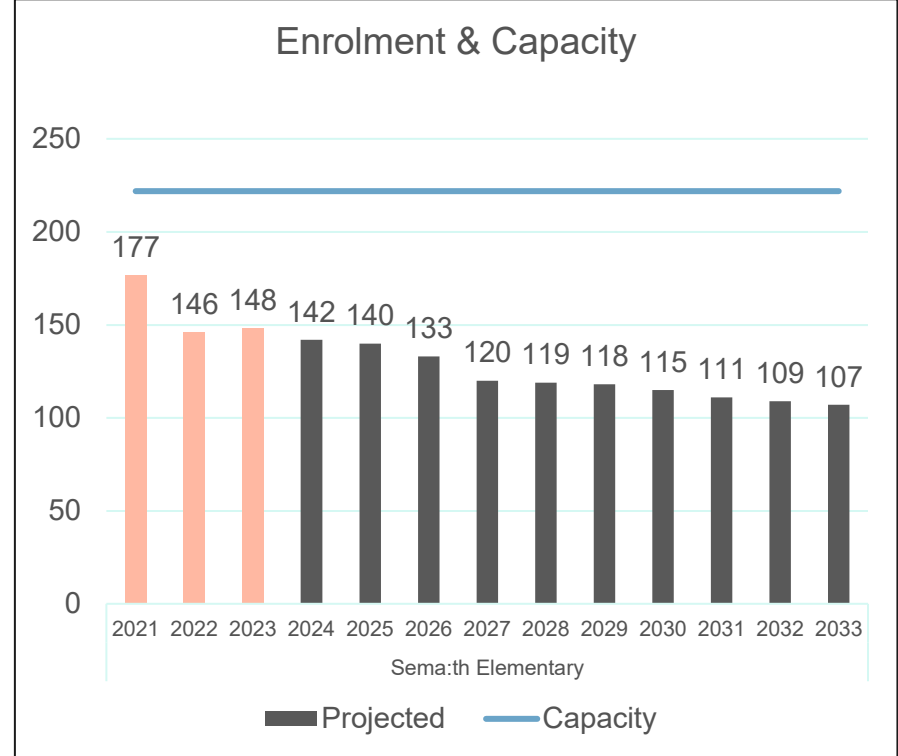
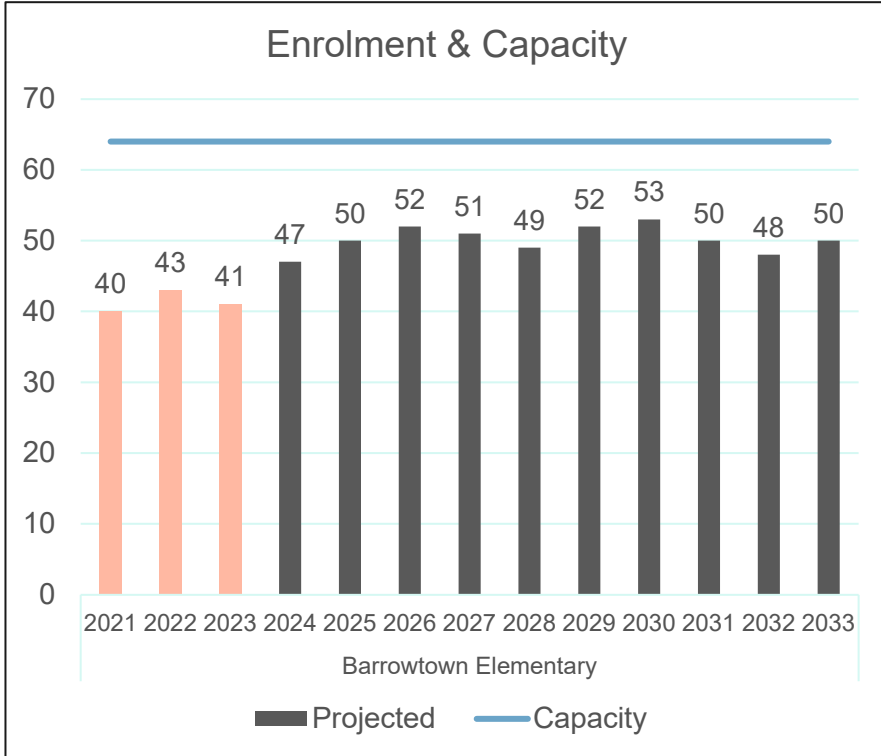


Enrolment Information

| | Capacity | 2023 | 2028 |
|----------------------|----------|------|------|
| Barrowtown | 64 | 41 | 49 |
| Sema:th | 222 | 148 | 119 |
| | | | |
| Abbotsford Middle* | 600 | 719 | 859 |
| Abbotsford Secondary | 1175 | 1200 | 1329 |
| | | | |
| WA Fraser* | 600 | 685 | 761 |
| Yale* | 1100 | 1084 | 1254 |

* In 2023-24 Capital Plan (8/12 room additions)

Enrolment Information



Where Middle/Secondary students living in Barrowtown catchment attend

Student Counts by Grade of Where Study Area Residents Attend

Program: All Programs/Identifiers

Study Area: Barrowtown Middle

Year: 2023-24

Sum of All Study Components

Students Included

Grades : 6, 7, 8

Catchment Area of Residence : Barrowtown Elementary

| School of Attendance | Enrolment | | | Subtotals |
|---|-----------|----------|----------|------------|
| | 6 | 7 | 8 | |
| | | | | 6-8 |
| Abbotsford Middle | 4 | 5 | 4 | 13 |
| Colleen and Gordie Howe Middle | 1 | 0 | 3 | 4 |
| Abbotsford Traditional School (gr. 6-8) | 1 | 1 | 1 | 3 |
| ASIA Sumas Mountain (gr. 6-8) | 0 | 2 | 0 | 2 |
| Abbotsford Virtual School | 1 | 1 | 0 | 2 |
| Chief Dan George Middle | 0 | 0 | 1 | 1 |
| Total by Grade | 7 | 9 | 9 | 25 |

Student Counts by Grade of Where Study Area Residents Attend

Program: All Programs/Identifiers

Study Area: Barrowtown High (Gr 9-12)

Year: 2023-24

Sum of All Study Components

Students Included

Grades : 9, 10, 11, 12

Catchment Area of Residence : Barrowtown Elementary

| School of Attendance | Enrolment | | | | Subtotals |
|-----------------------------|-----------|----------|----------|----------|-------------|
| | 9 | 10 | 11 | 12 | |
| | | | | | 9-12 |
| Abbotsford Senior Secondary | 9 | 5 | 7 | 4 | 25 |
| Abbotsford Virtual School | 0 | 0 | 1 | 1 | 2 |
| Yale Secondary | 0 | 0 | 1 | 0 | 1 |
| Total by Grade | 9 | 5 | 9 | 5 | 28 |

Where Middle/Secondary students living in Semath catchment attend

Student Counts by Grade of Where Study Area Residents Attend

Program: All Programs/Identifiers

Study Area: Semath

Year: 2023-24

Sum of All Study Components

Students Included

Grades : 6, 7, 8

Catchment Area of Residence : Semath Elementary

| School of Attendance | Enrolment | | | Subtotals |
|--------------------------------|-----------|-----------|-----------|------------|
| | 6 | 7 | 8 | |
| | | | | 6-8 |
| Abbotsford Middle | 13 | 17 | 19 | 49 |
| ASIA Sumas Mountain (gr. 6-8) | 1 | 1 | 3 | 5 |
| William A. Fraser Middle | 2 | 1 | 1 | 4 |
| Chief Dan George Middle | 0 | 2 | 1 | 3 |
| Colleen and Gordie Howe Middle | 1 | 0 | 2 | 3 |
| Total by Grade | 17 | 21 | 26 | 64 |

Student Counts by Grade of Where Study Area Residents Attend

Program: All Programs/Identifiers

Study Area: Semath High School

Year: 2023-24

Sum of All Study Components

Students Included

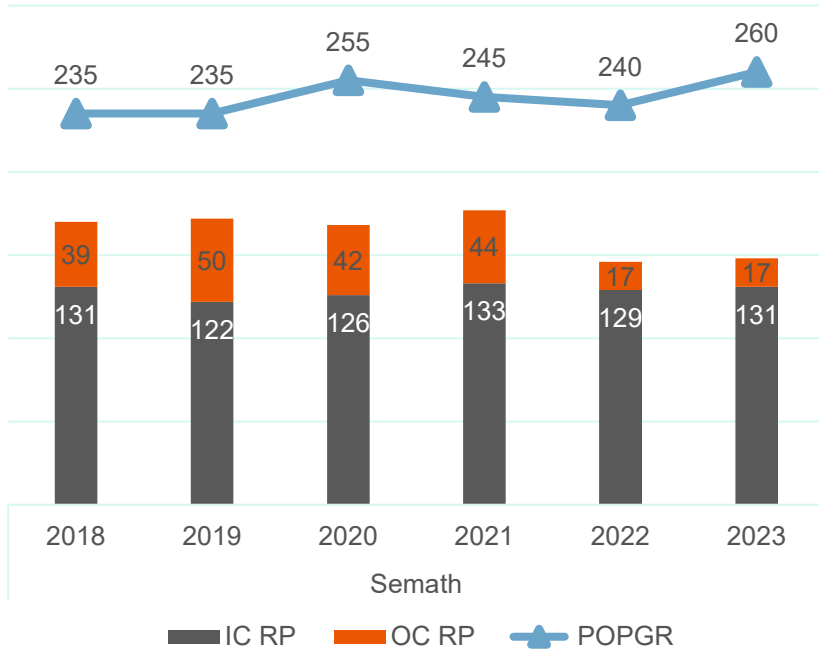
Grades : 9, 10, 11, 12

Catchment Area of Residence : Semath Elementary

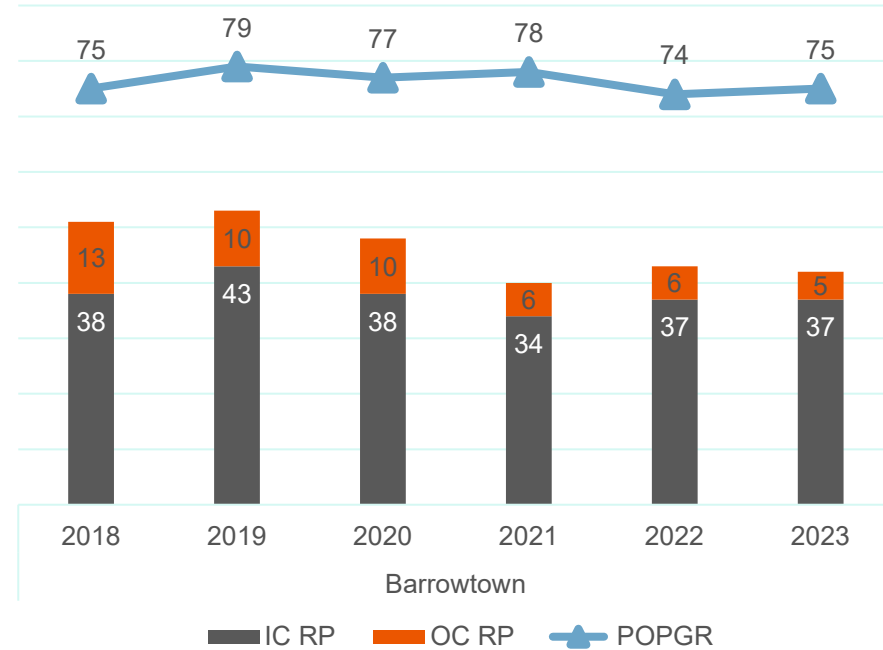
| School of Attendance | Enrolment | | | | Subtotals |
|---|-----------|-----------|-----------|-----------|-------------|
| | 9 | 10 | 11 | 12 | |
| | | | | | 9-12 |
| Abbotsford Senior Secondary | 13 | 17 | 13 | 18 | 61 |
| Abbotsford Virtual School | 0 | 1 | 1 | 4 | 6 |
| ASIA Sumas Mountain (gr. 9-12) | 1 | 3 | 0 | 1 | 5 |
| Yale Secondary | 0 | 2 | 1 | 2 | 5 |
| Bakerview Centre for Learning - Alternate | 0 | 1 | 1 | 0 | 2 |
| Rick Hansen Secondary | 0 | 0 | 1 | 0 | 1 |
| W.J. Mouat Secondary | 0 | 1 | 0 | 0 | 1 |
| Total by Grade | 14 | 25 | 17 | 25 | 81 |

Other Demographic Information

Enrolment vs Population in Grade Range Trend



Enrolment vs Population in Grade Range Trend



NEXT STEPS

- Support for change in Middle & Secondary catchments from
Abbotsford Middle - Abbotsford Secondary
to
WA Fraser Middle - Yale Secondary
- Considerations (grandfathering, transportation, etc)
- Consideration/decision by Board of Education

Questions?

