



Boundary Review (Catchment Change)

March 5, 2024

Land Acknowledgement

Éy swáyel.

We acknowledge that the Abbotsford School District is located on the traditional and unceded territory of the Semá:th First Nation and Mathxwí First Nation. With this, we respect the longstanding relationships that Indigenous Nations have to this land, as they are the original caretakers.





Catchment Change

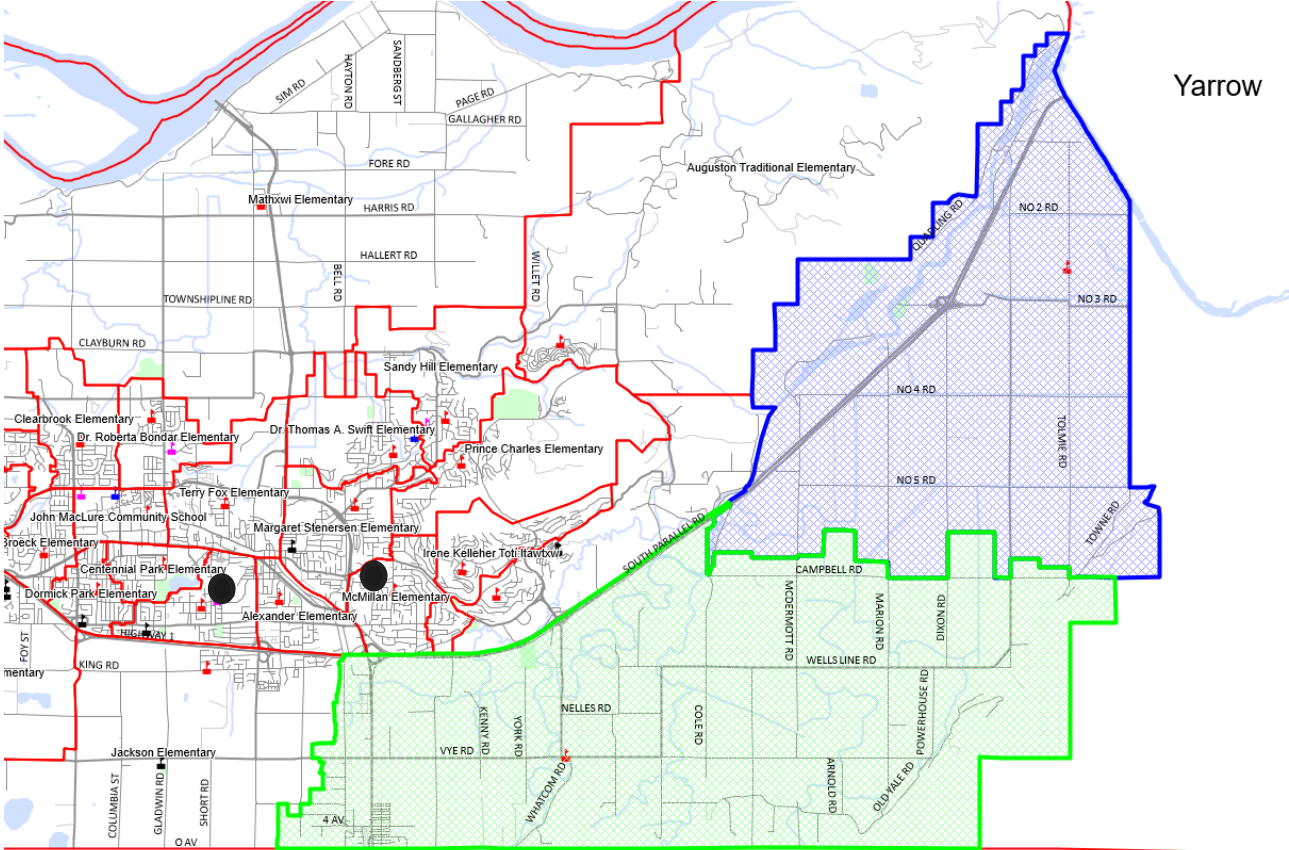
**Middle/Secondary
Catchment Change
Consideration**

Barrowtown Elementary
Semath Elementary

Policy 18 – School Catchment Areas

- The Board establishes/changes school catchment areas:
 - Considerations
 - Long term planning
 - Minimize future boundary adjustments
 - Minimizing walking distances and safety hazards
 - Balance of school enrolment/capacity

BARROWTOWN/SEMATH CATCHMENTS

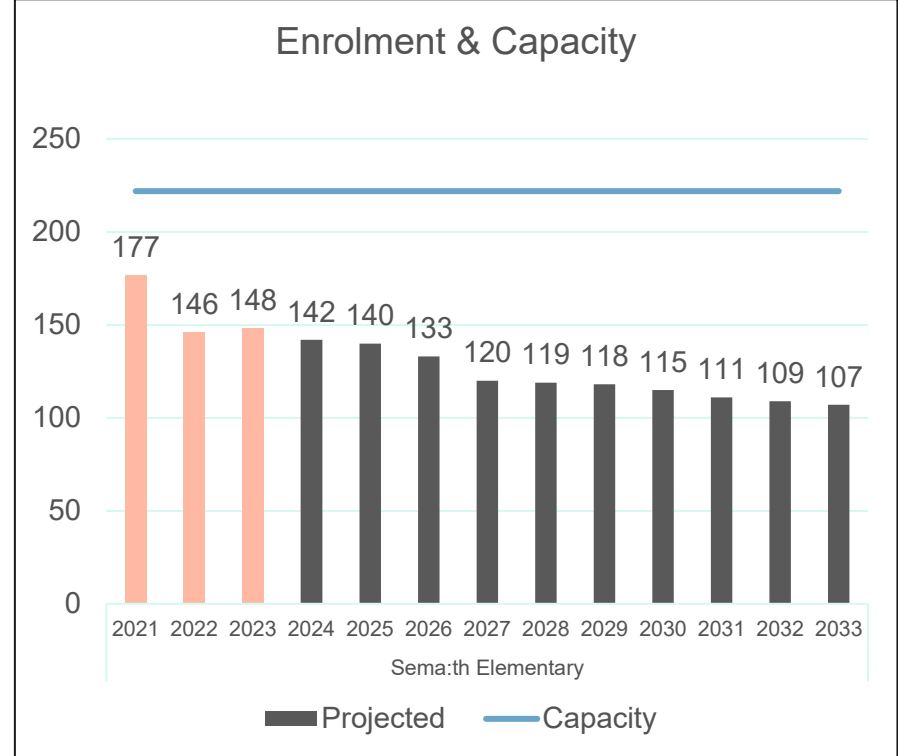
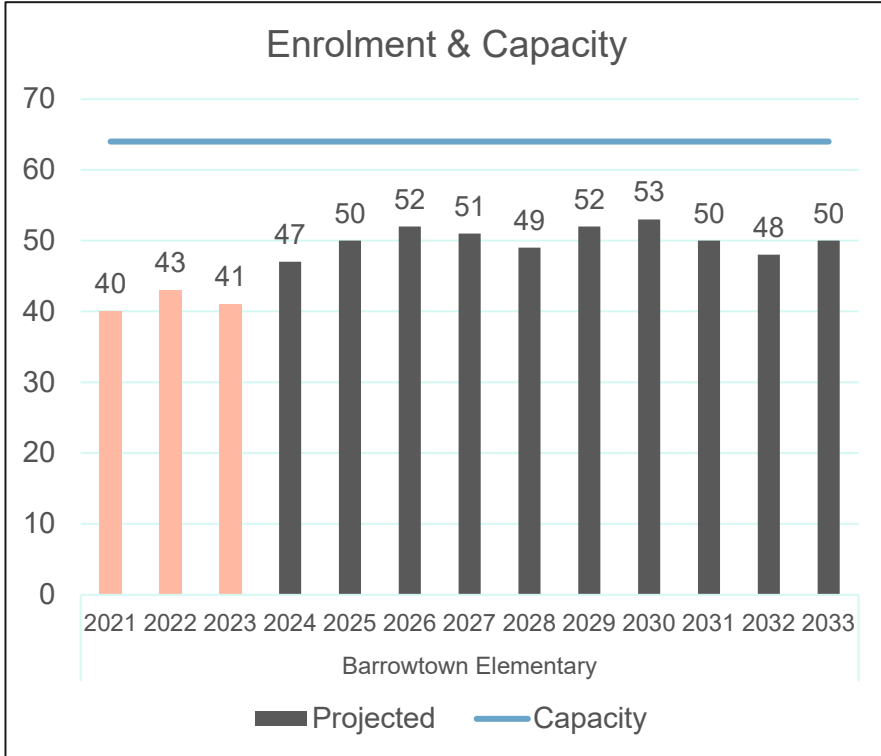


Enrolment Information

	Capacity	2023	2028
Barrowtown	64	41	49
Sema:th	222	148	119
Abbotsford Middle*	600	719	859
Abbotsford Secondary	1175	1200	1329
WA Fraser*	600	685	761
Yale*	1100	1084	1254

* In 2023-24 Capital Plan (8/12 room additions)

Enrolment Information



Where Middle/Secondary students living in Barrowtown catchment attend

Student Counts by Grade of Where Study Area Residents Attend

Program: All Programs/Identifiers

Study Area: Barrowtown Middle

Year: 2023-24

Sum of All Study Components

Students Included

Grades : 6, 7, 8

Catchment Area of Residence : Barrowtown Elementary

School of Attendance	Enrolment			Subtotals
	6	7	8	
				6-8
Abbotsford Middle	4	5	4	13
Colleen and Gordie Howe Middle	1	0	3	4
Abbotsford Traditional School (gr. 6-8)	1	1	1	3
ASIA Sumas Mountain (gr. 6-8)	0	2	0	2
Abbotsford Virtual School	1	1	0	2
Chief Dan George Middle	0	0	1	1
Total by Grade	7	9	9	25

Student Counts by Grade of Where Study Area Residents Attend

Program: All Programs/Identifiers

Study Area: Barrowtown High (Gr 9-12)

Year: 2023-24

Sum of All Study Components

Students Included

Grades : 9, 10, 11, 12

Catchment Area of Residence : Barrowtown Elementary

School of Attendance	Enrolment				Subtotals
	9	10	11	12	
					9-12
Abbotsford Senior Secondary	9	5	7	4	25
Abbotsford Virtual School	0	0	1	1	2
Yale Secondary	0	0	1	0	1
Total by Grade	9	5	9	5	28

Where Middle/Secondary students living in Semath catchment attend

Student Counts by Grade of Where Study Area Residents Attend

Program: All Programs/Identifiers

Study Area: Semath

Year: 2023-24

Sum of All Study Components

Students Included

Grades : 6, 7, 8

Catchment Area of Residence : Semath Elementary

School of Attendance	Enrolment			Subtotals
	6	7	8	
				6-8
Abbotsford Middle	13	17	19	49
ASIA Sumas Mountain (gr. 6-8)	1	1	3	5
William A. Fraser Middle	2	1	1	4
Chief Dan George Middle	0	2	1	3
Colleen and Gordie Howe Middle	1	0	2	3
Total by Grade	17	21	26	64

Student Counts by Grade of Where Study Area Residents Attend

Program: All Programs/Identifiers

Study Area: Semath High School

Year: 2023-24

Sum of All Study Components

Students Included

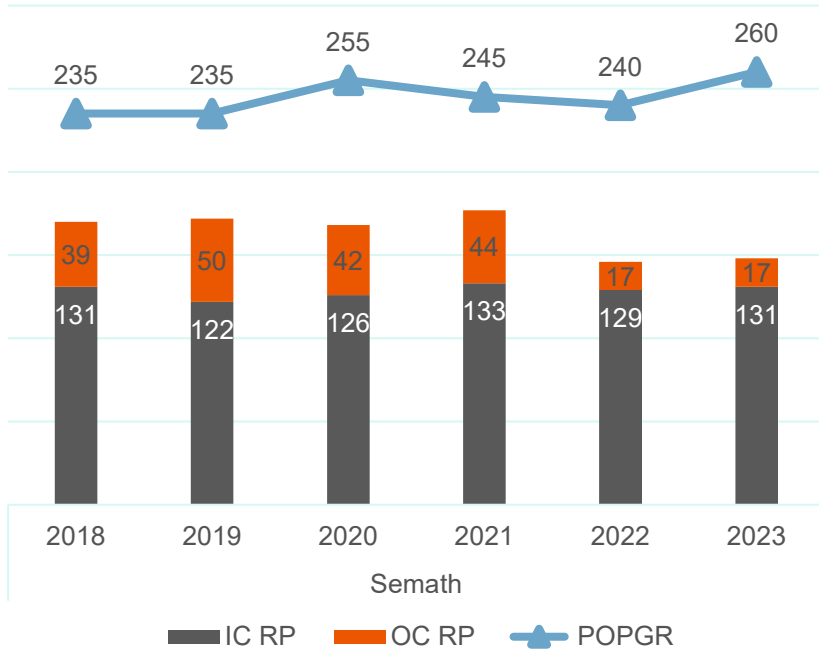
Grades : 9, 10, 11, 12

Catchment Area of Residence : Semath Elementary

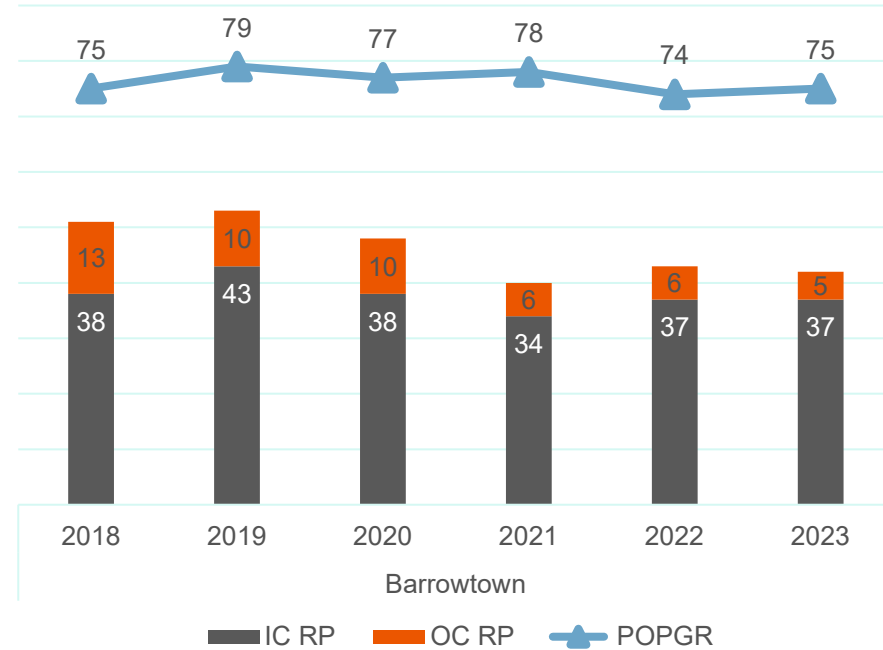
School of Attendance	Enrolment				Subtotals
	9	10	11	12	
					9-12
Abbotsford Senior Secondary	13	17	13	18	61
Abbotsford Virtual School	0	1	1	4	6
ASIA Sumas Mountain (gr. 9-12)	1	3	0	1	5
Yale Secondary	0	2	1	2	5
Bakerview Centre for Learning - Alternate	0	1	1	0	2
Rick Hansen Secondary	0	0	1	0	1
W.J. Mouat Secondary	0	1	0	0	1
Total by Grade	14	25	17	25	81

Other Demographic Information

Enrolment vs Population in Grade Range Trend



Enrolment vs Population in Grade Range Trend



NEXT STEPS

- Support for change in Middle & Secondary catchments from
Abbotsford Middle - Abbotsford Secondary
to
WA Fraser Middle - Yale Secondary
- Considerations (grandfathering, transportation, etc)
- Consideration/decision by Board of Education

Questions?

